



# Instruction of sensor - single-function version

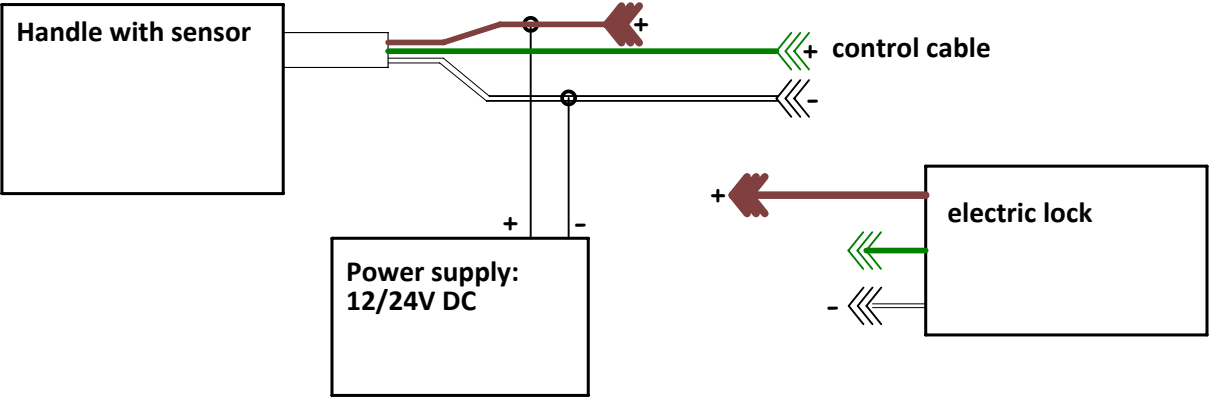
Technical details:				
Supply voltage:		12/24 DC		
Transmitter:		1A (max)		
Temperature range:		-20 do + 50 degrees Celsius		
Turning off the sensor - press the sensor for 30sec (until button of the sensor turns off)				
Turning on the sensor - repeat steps above (press until the sensor turns on)				
Configuration	Time of pressing the sensor	Sensor signal	Handle's reaction	Examples of using
1 1 1	1sec - no longer than 3 sec	after finger recognition the sensor turns off	on the control cable (green) remains Positive potential -3sec	control with electric catch or electric lock



Color of wires: brown (+ 12/24 DC)  
green ( + )  
white ( - )



Silver strap shows +



!!WARNING!! Installation should be done by qualified electrotechnician according to IEC 364 and EN 60204-1 or VDE !!!